

CAMSO SL G3



TELEHANDLERS



MULTI-SURFACE STABILITY AND PERFORMANCE

Performs well both off-road and on hard surfaces. Engineered with durability and traction in mind, it also delivers superior side impact resistance and stability in heavy-duty applications.

camso.co

PERFORMANCE

TIRE LIFE



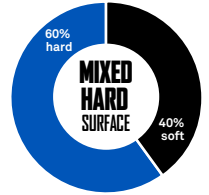
PUNCTURE RESISTANCE



TRACTION



CAMSO SL G3



OPTIMIZED LUG-TO-VOID RATIO

- Provides excellent traction for mixed and hard surface applications

EXTRA-DEEP NON-DIRECTIONAL TREAD PATTERN

- Optimizes durability and traction on mixed and hard surfaces



FLATTER TREAD PROFILE

- Resists tread crowning for even wearing

HEAVY-DUTY SIDEWALL CONSTRUCTION

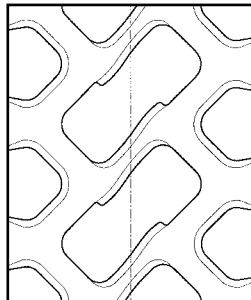
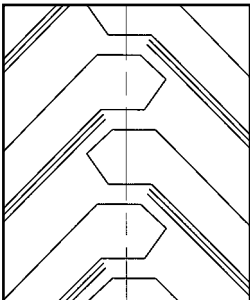
- Provides superior side impact resistance and stability

GRADER	TIRE SIZE	PR	TREAD PATTERN	RIM SIZE		ACTUAL TIRE DIMENSIONS			MAXIMUM TIRE LOAD [kg] [lb] VERSUS INFLATION PRESSURE [bar] [PSI]						
				Recommended	Alternative	O.D [mm] [in]	O.W [mm] [in]	O.T.D [mm] [32nd]	1.25	1.50	1.75	2.00	2.25	2.50	2.75
									18	21	25	29	32	36	39
	13.00-24 TG	12	G-3	8.00TG	10.00VA 9.00DC	1303	367	28	1700	1900	2060	2240	2360(10)	2500	2650
						51.3	14.4	35	3750	4200	4550	4950	5200(10)	5500	5850
	14.00-24 TG	12	G-3	8.00TG	10.00VA 9.00DC	1354	385	30	2060	2300	2500	2650	2800	3075(12)	3250
						53.3	15.2	38	4550	5100	5500	5850	6200	6800(12)	7150
	14.00-24 TG	16	G-3	10.00VA	-	1338	393	30	2060	2300	2500	2650	2800	3075(12)	3250
						52.7	15.5	38	4550	5100	5500	5850	6200	6800(12)	7150

LOADER-DOZER	TIRE SIZE	PR	TREAD PATTERN	RIM SIZE		ACTUAL TIRE DIMENSIONS			MAXIMUM TIRE LOAD [kg] [lb] VERSUS INFLATION PRESSURE [bar] [PSI]						
				Recommended	Alternative	O.D [mm] [in]	O.W [mm] [in]	O.T.D [mm] [32nd]	3.25	3.50	3.75	4.00	4.25	4.50	4.75
									18	21	25	29	32	36	39
	13.00-24 TG	12	L-3	8.00TG	10.00VA 9.00DC	1303	367	28	4500	4750	5000(10)	5150	5300	5600(12)	5600
						51.3	14.4	35	9950	10500	11050(10)	11350	11700	12350(12)	12350
	14.00-24 TG	12	L-3	8.00TG	10.00VA 9.00DC	1354	385	30	5450	5600(10)	6000	6150	6300(12)	6500	6700(14)
						53.3	15.2	38	12050	12350(10)	13250	13600	13900(12)	14350	14800(14)
	14.00-24 TG	16	L-3	10.00VA	-	1338	393	30	5450	5600(10)	6000	6150	6300(12)	6500	6700(14)
						52.7	15.5	38	12050	12350(10)	13250	13600	13900(12)	14350	14800(14)

CAMSO SL G2
Lug-to-void: 45.7%

CAMSO SL G3
Lug-to-void: 50%



The higher lug-to-void ratio offered by Camso SL G3 provides significantly **greater durability and stability with improved ride quality**. Tread impact resistance is also enhanced and thus operators can expect reduced downtime due to flat tires.

AUTHORIZED DISTRIBUTOR:

camso.co



FORMERLY
CAMOPLAST
SOLIDEAL